

## Stichting Shell Pensioenfonds

## EOS at Federated Hermes

Over the last quarter we made voting recommendations at **711** meetings (**6,106** resolutions). At **447** meetings we recommended opposing one or more resolutions. We recommended voting with management by exception at **14** meetings. We supported management on all resolutions at the remaining **250** meetings.

### Global

We made voting recommendations at **711** meetings (**6,106** resolutions) over the last quarter.



■ Total meetings in favour **35.2%**  
 ■ Meetings against (or against AND abstain) **62.9%**  
 ■ Meetings with management by exception **2.0%**

### Australia and New Zealand

We made voting recommendations at **23** meetings (**100** resolutions) over the last quarter.



■ Total meetings in favour **30.4%**  
 ■ Meetings against (or against AND abstain) **65.2%**  
 ■ Meetings with management by exception **4.3%**

### Developed Asia

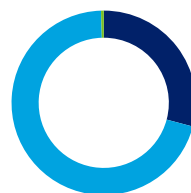
We made voting recommendations at **39** meetings (**237** resolutions) over the last quarter.



■ Total meetings in favour **53.8%**  
 ■ Meetings against (or against AND abstain) **46.2%**

### Emerging and Frontier Markets

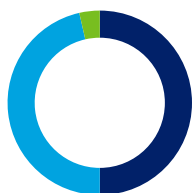
We made voting recommendations at **422** meetings (**3,002** resolutions) over the last quarter.



■ Total meetings in favour **29.1%**  
 ■ Meetings against (or against AND abstain) **70.4%**  
 ■ Meetings with management by exception **0.5%**

### Europe

We made voting recommendations at **56** meetings (**735** resolutions) over the last quarter.



■ Total meetings in favour **50%**  
 ■ Meetings against (or against AND abstain) **46.4%**  
 ■ Meetings with management by exception **3.6%**

### North America

We made voting recommendations at **91** meetings (**784** resolutions) over the last quarter.



■ Total meetings in favour **22.0%**  
 ■ Meetings against (or against AND abstain) **71.4%**  
 ■ Meetings with management by exception **6.6%**

### United Kingdom

We made voting recommendations at **80** meetings (**1,248** resolutions) over the last quarter.

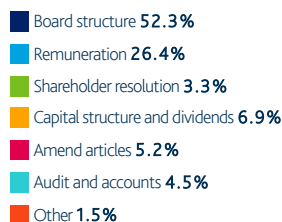
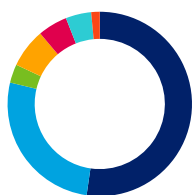


■ Total meetings in favour **63.8%**  
 ■ Meetings against (or against AND abstain) **32.5%**  
 ■ Meetings with management by exception **3.8%**

The issues on which we recommended voting against management or abstaining on resolutions are shown below.

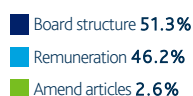
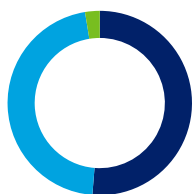
### Global

We recommended voting against or abstaining on **1,138** resolutions over the last quarter.




### Australia and New Zealand

We recommended voting against or abstaining on **39** resolutions over the last quarter.



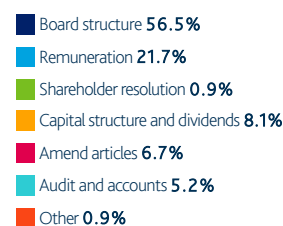
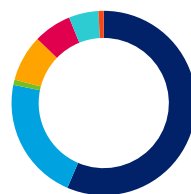
### Developed Asia

We recommended voting against or abstaining on **39** resolutions over the last quarter.



### Emerging and Frontier Markets

We recommended voting against or abstaining on **751** resolutions over the last quarter.



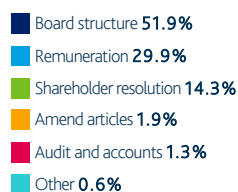
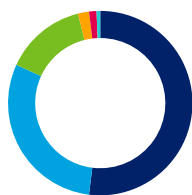
### Europe

We recommended voting against or abstaining on **116** resolutions over the last quarter.



### North America

We recommended voting against or abstaining on **154** resolutions over the last quarter.



### United Kingdom

We recommended voting against or abstaining on **39** resolutions over the last quarter.

