

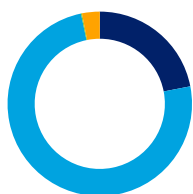
Stichting Shell Pensioenfonds

EOS at Federated Hermes

Over the last quarter we made voting recommendations at **3,607** meetings (**44,366** resolutions). At **2,697** meetings we recommended opposing one or more resolutions. We recommended voting with management by exception at **112** meetings and abstaining at **six** meetings. We supported management on all resolutions at the remaining **792** meetings.

Global

We made voting recommendations at **3,607** meetings (**44,366** resolutions) over the last quarter.



- Total meetings in favour **22.0%**
- Meetings against (or against AND abstain) **74.8%**
- Meetings abstained **0.2%**
- Meetings with management by exception **3.1%**

Australia and New Zealand

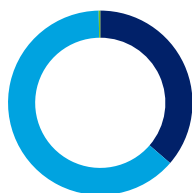
We made voting recommendations at **37** meetings (**232** resolutions) over the last quarter.



- Total meetings in favour **8.1%**
- Meetings against (or against AND abstain) **86.5%**
- Meetings with management by exception **5.4%**

Developed Asia

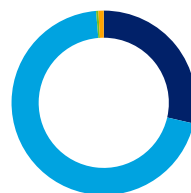
We made voting recommendations at **735** meetings (**7,615** resolutions) over the last quarter.



- Total meetings in favour **36.3%**
- Meetings against (or against AND abstain) **63.4%**
- Meetings with management by exception **0.3%**

Emerging and Frontier Markets

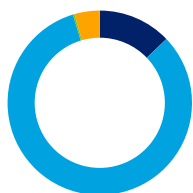
We made voting recommendations at **748** meetings (**7,716** resolutions) over the last quarter.



- Total meetings in favour **28.6%**
- Meetings against (or against AND abstain) **70.1%**
- Meetings abstained **0.4%**
- Meetings with management by exception **0.9%**

Europe

We made voting recommendations at **701** meetings (**12,562** resolutions) over the last quarter.



- Total meetings in favour **12.8%**
- Meetings against (or against AND abstain) **82.5%**
- Meetings abstained **0.3%**
- Meetings with management by exception **4.4%**

North America

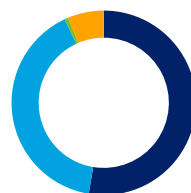
We made voting recommendations at **1,213** meetings (**13,111** resolutions) over the last quarter.



- Total meetings in favour **10.5%**
- Meetings against (or against AND abstain) **84.7%**
- Meetings with management by exception **4.9%**

United Kingdom

We made voting recommendations at **173** meetings (**3,130** resolutions) over the last quarter.

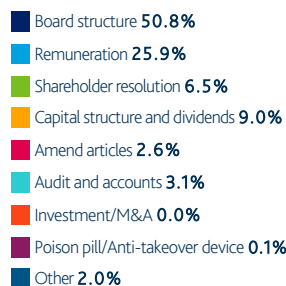
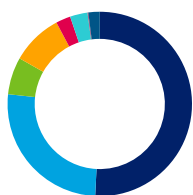


- Total meetings in favour **52.6%**
- Meetings against (or against AND abstain) **40.5%**
- Meetings abstained **0.6%**
- Meetings with management by exception **6.4%**

The issues on which we recommended voting against management or abstaining on resolutions are shown below.

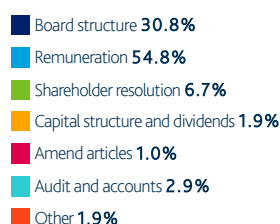
Global

We recommended voting against or abstaining on **8,066** resolutions over the last quarter.



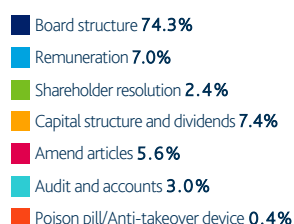
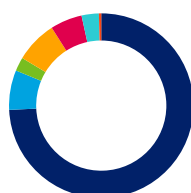
Australia and New Zealand

We recommended voting against or abstaining on **104** resolutions over the last quarter.



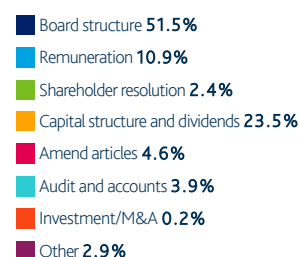
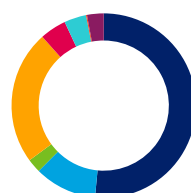
Developed Asia

We recommended voting against or abstaining on **1,453** resolutions over the last quarter.



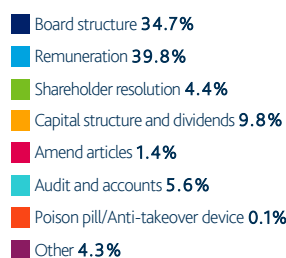
Emerging and Frontier Markets

We recommended voting against or abstaining on **1,681** resolutions over the last quarter.



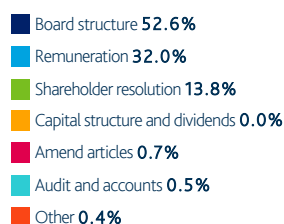
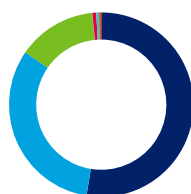
Europe

We recommended voting against or abstaining on **2,180** resolutions over the last quarter.



North America

We recommended voting against or abstaining on **2,515** resolutions over the last quarter.



United Kingdom

We recommended voting against or abstaining on **133** resolutions over the last quarter.

