

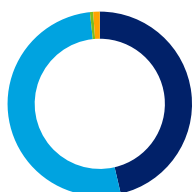
## Stichting Shell Pensioenfonds

## EOS at Federated Hermes

Over the last quarter we made voting recommendations at **876** meetings (**7,851** resolutions). At **455** meetings we recommended opposing one or more resolutions. We recommended voting with management by exception at **ten** meetings and abstaining at **five** meetings. We supported management on all resolutions at the remaining **406** meetings.

### Global

We made voting recommendations at **876** meetings (**7,851** resolutions) over the last quarter.



- Total meetings in favour **46.3%**
- Meetings against (or against AND abstain) **51.9%**
- Meetings abstained **0.6%**
- Meetings with management by exception **1.1%**

### Australia and New Zealand

We made voting recommendations at **12** meetings (**37** resolutions) over the last quarter.



- Total meetings in favour **50%**
- Meetings against (or against AND abstain) **50%**

### Developed Asia

We made voting recommendations at **338** meetings (**2,507** resolutions) over the last quarter.



- Total meetings in favour **57.4%**
- Meetings against (or against AND abstain) **42.6%**

### Emerging and Frontier Markets

We made voting recommendations at **224** meetings (**1,294** resolutions) over the last quarter.



- Total meetings in favour **50.4%**
- Meetings against (or against AND abstain) **49.1%**
- Meetings abstained **0.4%**

### Europe

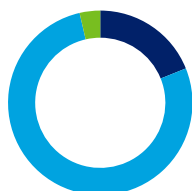
We made voting recommendations at **144** meetings (**2,409** resolutions) over the last quarter.



- Total meetings in favour **29.9%**
- Meetings against (or against AND abstain) **64.6%**
- Meetings abstained **2.8%**
- Meetings with management by exception **2.8%**

### North America

We made voting recommendations at **111** meetings (**1,054** resolutions) over the last quarter.



- Total meetings in favour **18.9%**
- Meetings against (or against AND abstain) **77.5%**
- Meetings with management by exception **3.6%**

### United Kingdom

We made voting recommendations at **47** meetings (**550** resolutions) over the last quarter.


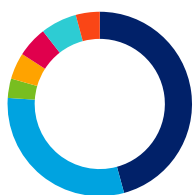


- Total meetings in favour **61.7%**
- Meetings against (or against AND abstain) **34.0%**
- Meetings with management by exception **4.3%**

The issues on which we recommended voting against management or abstaining on resolutions are shown below.


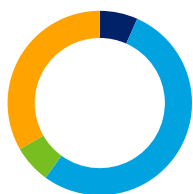
### Global

We recommended voting against or abstaining on **1,119** resolutions over the last quarter.




### Australia and New Zealand

We recommended voting against or abstaining on **15** resolutions over the last quarter.



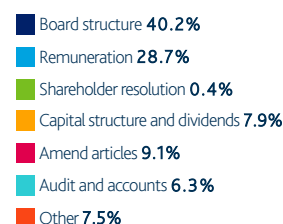
### Developed Asia

We recommended voting against or abstaining on **292** resolutions over the last quarter.



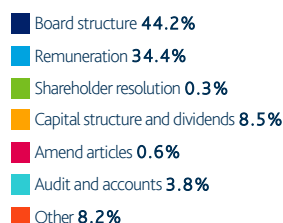
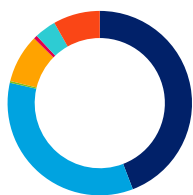
### Emerging and Frontier Markets

We recommended voting against or abstaining on **254** resolutions over the last quarter.




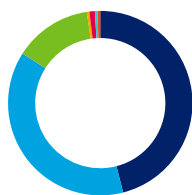
### Europe

We recommended voting against or abstaining on **317** resolutions over the last quarter.



### North America

We recommended voting against or abstaining on **213** resolutions over the last quarter.



### United Kingdom

We recommended voting against or abstaining on **28** resolutions over the last quarter.

