

Stichting Shell Pensioenfonds

EOS at Federated Hermes

Over the last quarter we made voting recommendations at **901** meetings (**8,230** resolutions). At **420** meetings we recommended opposing one or more resolutions. We recommended voting with management by exception at **21** meetings and abstaining at **five** meetings. We supported management on all resolutions at the remaining **455** meetings.

Global

We made voting recommendations at **901** meetings (**8,230** resolutions) over the last quarter.



- Total meetings in favour **50.5%**
- Meetings against (or against AND abstain) **46.6%**
- Meetings abstained **0.6%**
- Meetings with management by exception **2.3%**

Australia and New Zealand

We made voting recommendations at **eight** meetings (**23** resolutions) over the last quarter.



- Total meetings in favour **50%**
- Meetings against (or against AND abstain) **50%**

Developed Asia

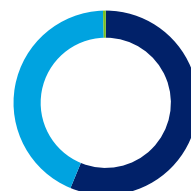
We made voting recommendations at **353** meetings (**2,544** resolutions) over the last quarter.



- Total meetings in favour **57.8%**
- Meetings against (or against AND abstain) **41.9%**
- Meetings with management by exception **0.3%**

Emerging and Frontier Markets

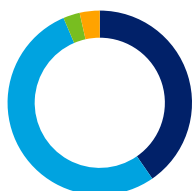
We made voting recommendations at **208** meetings (**1,521** resolutions) over the last quarter.



- Total meetings in favour **56.2%**
- Meetings against (or against AND abstain) **43.3%**
- Meetings with management by exception **0.5%**

Europe

We made voting recommendations at **171** meetings (**2,555** resolutions) over the last quarter.



- Total meetings in favour **40.4%**
- Meetings against (or against AND abstain) **53.2%**
- Meetings abstained **2.9%**
- Meetings with management by exception **3.5%**

North America

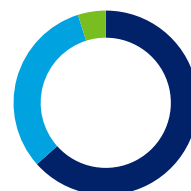
We made voting recommendations at **120** meetings (**1,043** resolutions) over the last quarter.



- Total meetings in favour **29.2%**
- Meetings against (or against AND abstain) **61.7%**
- Meetings with management by exception **9.2%**

United Kingdom

We made voting recommendations at **41** meetings (**544** resolutions) over the last quarter.

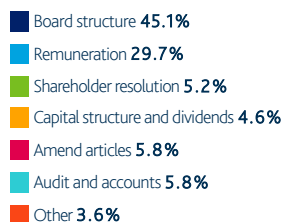


- Total meetings in favour **63.4%**
- Meetings against (or against AND abstain) **31.7%**
- Meetings with management by exception **4.9%**

The issues on which we recommended voting against management or abstaining on resolutions are shown below.

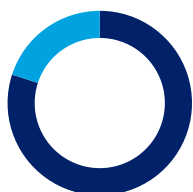
Global

We recommended voting against or abstaining on **975** resolutions over the last quarter.



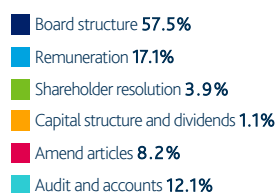
Australia and New Zealand

We recommended voting against or abstaining on **five** resolutions over the last quarter.




Developed Asia

We recommended voting against or abstaining on **280** resolutions over the last quarter.




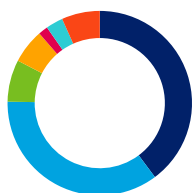
Emerging and Frontier Markets

We recommended voting against or abstaining on **198** resolutions over the last quarter.



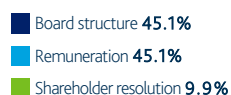
Europe

We recommended voting against or abstaining on **299** resolutions over the last quarter.



North America

We recommended voting against or abstaining on **162** resolutions over the last quarter.



United Kingdom

We recommended voting against or abstaining on **31** resolutions over the last quarter.

