

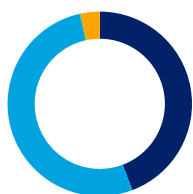
Stichting Shell Pensioenfond

EOS at Federated Hermes

Over the last quarter we made voting recommendations at **743** meetings (**6,889** resolutions). At **388** meetings we recommended opposing one or more resolutions. We recommended voting with management by exception at **24** meetings and abstaining at **two** meetings. We supported management on all resolutions at the remaining **329** meetings.

Global

We made voting recommendations at **743** meetings (**6,889** resolutions) over the last quarter.



■ Total meetings in favour **44.3%**
 ■ Meetings against (or against AND abstain) **52.2%**
 ■ Meetings abstained **0.3%**
 ■ Meetings with management by exception **3.2%**

Australia and New Zealand

We made voting recommendations at **22** meetings (**81** resolutions) over the last quarter.



■ Total meetings in favour **50%**
 ■ Meetings against (or against AND abstain) **50%**

Developed Asia

We made voting recommendations at **54** meetings (**393** resolutions) over the last quarter.



■ Total meetings in favour **59.3%**
 ■ Meetings against (or against AND abstain) **40.7%**

Emerging and Frontier Markets

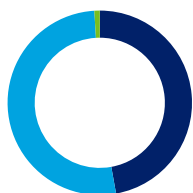
We made voting recommendations at **416** meetings (**3,232** resolutions) over the last quarter.



■ Total meetings in favour **45.4%**
 ■ Meetings against (or against AND abstain) **51.9%**
 ■ Meetings abstained **0.2%**
 ■ Meetings with management by exception **2.4%**

Europe

We made voting recommendations at **106** meetings (**1,337** resolutions) over the last quarter.



■ Total meetings in favour **47.2%**
 ■ Meetings against (or against AND abstain) **51.9%**
 ■ Meetings with management by exception **0.9%**

North America

We made voting recommendations at **79** meetings (**711** resolutions) over the last quarter.



■ Total meetings in favour **24.1%**
 ■ Meetings against (or against AND abstain) **68.4%**
 ■ Meetings with management by exception **7.6%**

United Kingdom

We made voting recommendations at **66** meetings (**1,135** resolutions) over the last quarter.

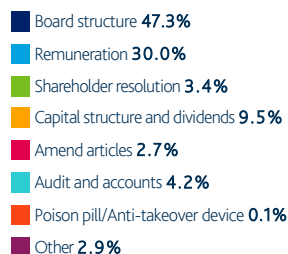
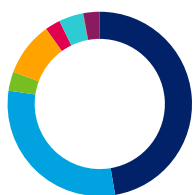


■ Total meetings in favour **42.4%**
 ■ Meetings against (or against AND abstain) **45.5%**
 ■ Meetings abstained **1.5%**
 ■ Meetings with management by exception **10.6%**

The issues on which we recommended voting against management or abstaining on resolutions are shown below.

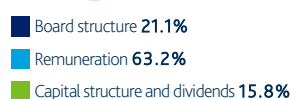
Global

We recommended voting against or abstaining on **1,014** resolutions over the last quarter.



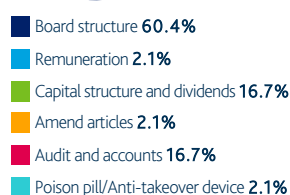
Australia and New Zealand

We recommended voting against or abstaining on **19** resolutions over the last quarter.




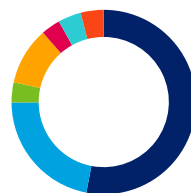
Developed Asia

We recommended voting against or abstaining on **48** resolutions over the last quarter.



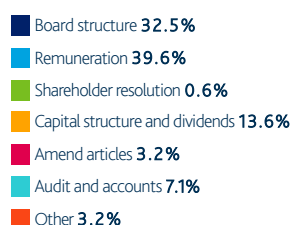
Emerging and Frontier Markets

We recommended voting against or abstaining on **594** resolutions over the last quarter.



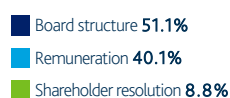
Europe

We recommended voting against or abstaining on **154** resolutions over the last quarter.



North America

We recommended voting against or abstaining on **137** resolutions over the last quarter.



United Kingdom

We recommended voting against or abstaining on **62** resolutions over the last quarter.

