

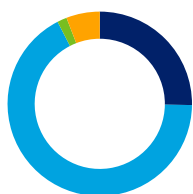
Shell Nederland Pensioenfonds Stichting

EOS at Federated Hermes

Over the last quarter we made voting recommendations at **119** meetings (**1,783** resolutions). At **80** meetings we recommended opposing one or more resolutions. We recommended voting with management by exception at **seven** meetings and abstaining at **two** meetings. We supported management on all resolutions at the remaining **30** meetings.

Global

We made voting recommendations at **119** meetings (**1,783** resolutions) over the last quarter.



- Total meetings in favour **25.2%**
- Meetings against (or against AND abstain) **67.2%**
- Meetings abstained **1.7%**
- Meetings with management by exception **5.9%**

Australia and New Zealand

We made voting recommendations at **four** meetings (**17** resolutions) over the last quarter.



- Total meetings in favour **75%**
- Meetings against (or against AND abstain) **25%**

Developed Asia


We made voting recommendations at **25** meetings (**289** resolutions) over the last quarter.



- Total meetings in favour **32%**
- Meetings against (or against AND abstain) **68%**

Emerging and Frontier Markets

We made voting recommendations at **three** meetings (**23** resolutions) over the last quarter.



- Meetings against (or against AND abstain) **100%**

Europe

We made voting recommendations at **46** meetings (**965** resolutions) over the last quarter.



- Total meetings in favour **17.4%**
- Meetings against (or against AND abstain) **71.7%**
- Meetings abstained **4.3%**
- Meetings with management by exception **6.5%**

North America

We made voting recommendations at **35** meetings (**416** resolutions) over the last quarter.



- Total meetings in favour **17.1%**
- Meetings against (or against AND abstain) **71.4%**
- Meetings with management by exception **11.4%**

United Kingdom

We made voting recommendations at **six** meetings (**73** resolutions) over the last quarter.

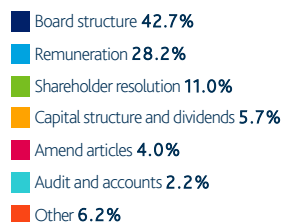


- Total meetings in favour **83.3%**
- Meetings against (or against AND abstain) **16.7%**

The issues on which we recommended voting against management or abstaining on resolutions are shown below.


Global

We recommended voting against or abstaining on **227** resolutions over the last quarter.



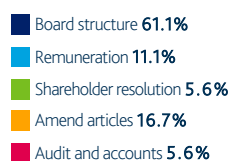
Australia and New Zealand

We recommended voting against or abstaining on **two** resolutions over the last quarter.



Developed Asia

We recommended voting against or abstaining on **36** resolutions over the last quarter.



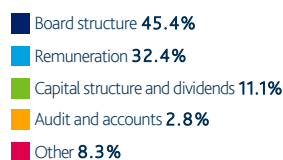
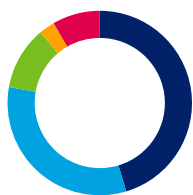
Emerging and Frontier Markets

We recommended voting against or abstaining on **six** resolutions over the last quarter.



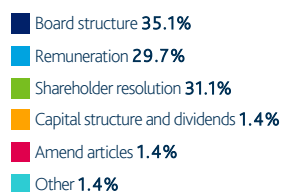
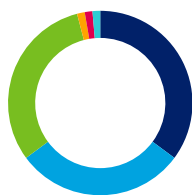
Europe

We recommended voting against or abstaining on **108** resolutions over the last quarter.



North America

We recommended voting against or abstaining on **74** resolutions over the last quarter.



United Kingdom

We recommended voting against or abstaining on **one** resolution over the last quarter.

